

You can email us on

For advice and assistance call us on

info@aluwin.co.uk**01953 606999**

Aluminium Windows & Doors Limited, 5 Fitzmaurice Court, Station Road, Wymondham, Norfolk, NR18 0NN



The BSF70 is an intelligent combination of form and function, our highly versatile and market-leading Bi-fold door system gives you maximum control over the style and operation of the doors. Multiple panels can be added to accommodate the design specifications of your building, with the option to open in or out as required. The system also boasts a unique flush line pop-out handle that allows for square flush stacking panels when doors are fully open.

Design Features

- Certified under the Secured By Design scheme
- Tested to PAS 24
- Unique, pop-out handle that allows for maximum door opening and panels to stack square
- Four stainless style rollers to ensure smooth and consistent operation

Options

- Chamfered and square bead options
- Glazing 28mm – 40mm
- Available in a range of opening configurations
- Available with heavy duty rollers; BSF70 HD
- Available in a range of single or dual colour and anodised finishes
- Low threshold 15mm step height
- All configurations available open in and open out
- Chamfered and square based options
- Shootbolts top and bottom of the interlock for enhanced security
- Dedicated bottom bogey guide for consistent operation and enhanced security
- Double track threshold allowing greater stability



ALUMINIUM WINDOWS & DOORS LTD

SPECIFICATIONS **BSF70** **BSF70 HD**

Performance & Accreditation		
^U-value (double glazing)	1.6 W/m ² K	1.6 W/m ² K
†U-value (triple glazing)	1.4 W/m ² K	1.4 W/m ² K
Air tightness (Pa) (standard threshold)	Class 4 (600 Pa)	
Wind load (Pa)	Class 9a (600 Pa)	
Security	PAS 24	
3rd party certification	Q-mark	
Secured by design	.	

Configurations

Opening	Open in and open out	Open in and open out
2-2-0	.	.
3-3-0	.	.
3-2-1	.	.
4-4-0	.	.
4-2-2	.	.
4-3-1	.	.
5-5-0	.	.
5-3-2	.	.
5-4-1	.	.
6-6-0	.	.
6-3-3	.	.
6-4-2	.	.
6-5-1	.	.
7-7-0	.	.
7-4-3	.	.
7-5-2	.	.
7-6-1	.	.


Design Features

Max vent weight	100 Kg	130 Kg
Sightline (Head)	110mm	110mm
Sightline (Cill)	130mm	130mm
Sightline (Jamb)	110mm	110mm
Sightline (Meeting Stile)	140mm	140mm

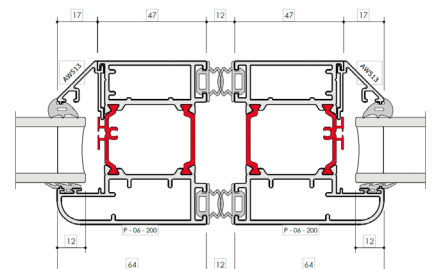
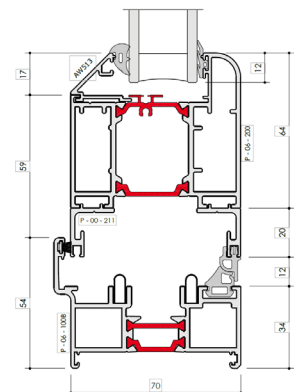
System Features

Frame depth	70mm	70mm
Dual colour option	.	.
Multi-point locking	.	.
Glazing options	Internal bead	Internal bead
Glazing thickness	24mm - 40mm	24mm - 40mm

BSF70 Configurations



CAD Cross Sections



* Folding Doors are calculated using EN ISO 10077 - Part 2, 3000mm x 2180mm, 3-3-0 Door with Ug: 1.0 W/m²K (double glazed) / 0.7 W/m²K (triple glazed) using P-06-100 outerframe and P-06-200 vent. Single and Double Door value is calculated using EN ISO 10077 - Part 2, 2000mm x 2180mm Double Door with Ug: 1.0 W/m²K (double glazed) / 0.7 W/m²K (triple glazed) using P-06-100 outerframe and P-06-200 vent.

^ U-Value (Double Glazing) - Folding Doors are calculated using EN ISO 10077 - Part 2, 3000mm x 2180mm, 3-3-0 Door with Ug: 1.0 W/m²K using P-06-100 outerframe and P-06-200 vent. Single and Double Door value is calculated using EN ISO 10077 - Part 2, 2000mm x 2180mm Double Door with Ug: 1.0 W/m²K using P-06-100 outerframe and P-06-200 vent.

† U-Value (Triple Glazing) - Folding Doors are calculated using EN ISO 10077 - Part 2, 3000mm x 2180mm, 3-3-0 Door with Ug: 0.7 W/m²K using P-06-100 outerframe and P-06-200 vent. Single and Double Door value is calculated using EN ISO 10077 - Part 2, 2000mm x 2180mm Double Door with Ug: 0.7 W/m²K using P-06-100 outerframe and P-06-200 vent.